

PeopleSoft Campus Solutions 9.2 Update Image Overview

PeopleSoft Campus Solutions 9.2 Update Image 8

ORACLE WHITE PAPER | FEBRUARY 2018





Disclaimer

The following is intended to outline our general product direction. It is intended for information purposes only, and may not be incorporated into any contract. It is not a commitment to deliver any material, code, or functionality, and should not be relied upon in making purchasing decisions. The development, release, and timing of any features or functionality described for Oracle's products remains at the sole discretion of Oracle.



Contents

Disclaimer	2
Preface	4
Introduction	4
PeopleSoft Campus Solutions 9.2 Update Image 8	5
Functionality across Applications	5
Campus Community	6
Financial Aid	7
Recruiting and Admissions	8
Student Records and Academic Advising	9



Preface

This document provides an overview of the new features and enhancements delivered in PeopleSoft Campus Solutions (CS) 9.2 Update Image 8.

You can find the additional information referenced for each feature by copying and pasting the topic name into the Search bar of the PeopleSoft Campus Solutions Online Help website. Also, see [Understanding the PeopleSoft Online Help and PeopleBooks](#) for ways to access product documentation. Information about all PeopleSoft products is found at www.peoplesoftinfo.com.

This document will be updated with new features and enhancements delivered in CS Update Images throughout 2018. Note that Update Images are cumulative and therefore, PeopleSoft CS 9.2 Update Image 8 will contain all fixes, regulatory updates and enhancements delivered since PeopleSoft CS 9.2 was made generally available in December 2015. See the PeopleSoft 9.2: Campus Solutions Update Image Documentation on My Oracle Support (Doc ID 2117001.2) for comprehensive documentation.

The information included in this document is intended to help you understand the business benefits of the additional capabilities Oracle developed in the delivered update images and to help you plan your information technology (IT) projects and investments.

Introduction


As part of its Applications Unlimited Program, Oracle continues to invest in PeopleSoft applications on an ongoing basis, including frequent delivery of new functionality on its 9.2 release. Customers can selectively adopt new features and enhancements using the PeopleSoft Update Manager.

In general, no additional software license fees are associated with Update Images and capabilities delivered. The main exception to this is when new applications are introduced. New applications can require a separate license.

PeopleSoft Update Images have no effect on Oracle support policies. A detailed listing of support periods for each PeopleSoft product family and release is included in the Lifetime Support Policy, which is available on Oracle.com (<http://www.oracle.com/us/support/lifetime-support/index.html>).

Oracle PeopleSoft continues to deliver new and enhanced functionality designed to help drive organizational effectiveness, provide decision support tools to facilitate intelligent business execution and offer customers more flexibility through the use of additional configuration options, integrations, and new tools capabilities.

Campus Solutions 9.2 represents a significant stage in the product's evolution. This release allows Campus Solutions to align with important strategic initiatives that PeopleSoft delivers and plans to deliver. Customers can take advantage of innovative lifecycle management tools provided by selective adoption and a number of other PeopleTools innovations including the PeopleSoft Fluid User Interface. PeopleSoft Campus Solutions plans to utilize this innovative technology to design and deliver navigation and transactions optimized for multiple device form factors.



Campus Solutions also delivers regulatory updates, enhancements, and support development to customers in CS 9.2 Update Image 8.

This document describes functionality that has been delivered in the following areas:

- Functionality across Applications
- Campus Community
- Contributor Relations
- Financial Aid
- Recruiting and Admissions
- Student Financials
- Student Records and Academic Advising

PeopleSoft Campus Solutions 9.2 Update Image 8

Campus Solutions 9.2 Image 8 delivered these features and enhancements.

Functionality across Applications

This section describes delivered new functionality or enhancements that apply to more than one application.

PeopleSoft Enterprise CS Common Application Objects- Page and Field Configurator

Page and Field Configurator is a utility that can be used to configure fields and pages within a component. The utility can be used to modify field labels, gray fields, hide fields, provide default value for fields; and to add required field edits for fields within the component. The utility also helps to make a page Display-only or to control the visibility of pages within the component.

For more information, see PeopleSoft 9.2: Enterprise Components documentation.

For a high-level overview of the features offered in this release, see the [Campus Solutions 9.2 PUM Image 8 Feature Highlights](#).

CS 9.2 Page Display and Style Sheet Updates

With the upgrade to CS 9.2, we adopted a new style sheet for our classic pages. This style sheet is standard across PeopleSoft applications, accommodating language translations and accessibility, and will make upgrading to new PeopleTools versions more efficient.

However, because of the scale of the style sheet updates, there have been display issues encountered by users. Campus Solutions intends to continue to address these issues as necessary in PUM Images.

The following were updated in PUM Image 8:

- Milestone page

- Meeting Pattern page
- Term Activation Run Control page

Campus Community

This section describes delivered new functionality or enhancements that apply to Campus Community.

Entity Registry Enhancement

An enhancement to Entity Registry allows saving to PeopleTools audit records created to track changes to data. By default, tools auditing in entity registry is turned off.

Entity Registry

Entity Configuration

Entity ID SCC_ENTITY_20090723101507

Name

Status ▾

Entity Type ▾

Description

***AppClass** 🔍

Prod Record 🔍

Stage Record 🔍


Element (XML)

Log PeopleTools Audit

Entity application classes with their own populateAudit and/or Save methods must add calls to these methods for auditing to work:

- Method populateAudit—add call to Abstract Entity’s populateToolsAudit();
- Method Save—add call to Abstract Entity’s saveToolsAudit();

If a record’s entity application class has overridden the populateAudit and/or Save methods, it must be modified to add methods that log audit data.



When a record is marked for auditing, the tools auditing feature caches the record and its field details, preventing recurring requests to the database for the record's audit setup. For this reason, you need to update or reset the entity registry cache whenever you update the audit setup of a record in the application designer. You can update the cache from the Entity Registry and Entity Property Sync pages.

For information, see “Setting Up Entity Registry” and “Entity Application Class Reference” in *Setting Up Entity Registry (PeopleSoft Campus Solutions 9.2: Campus Community)*.

Common Attributes Framework Enablement

The Common Attribute Framework (CAF) is an innovative feature that allows customer implementation teams to easily add fields to existing tables via configuration rather than modification. CAF functionality is enabled for the following records:

- The Residency Official record, allowing institutions to define and record values for their own attributes related to students' residency status.
- The External Organization records, allowing institutions to define and record values for their own attributes for Organization Contacts, Locations and Departments as well as for the Organization itself.

For a high-level overview of the features offered in this release, see the [*Campus Solutions 9.2 PUM Image 8 Feature Highlights*](#).

Financial Aid

This section describes delivered new functionality or enhancements that apply to Financial Aid.

Year Round Pell Grant

Beginning with the 2017-2018 Award Year, an eligible student may receive up to 150% of their scheduled Federal Pell grant award in a single award year. This is referred to as Year Round Pell. The Pell award up to the first 100% is treated as the “Initial Pell”. The Pell award beyond the first 100% is treated as the “Additional Pell”. The system is updated to administer Year Round Pell.

Note! This feature was previously released via Critical Patch 26492610 in November 2017.

For information, see:

- “Setting Up Aggregate Aid” and “Defining Financial Aid Item Types” in *Setting Up Packaging Basics (PeopleSoft Campus Solutions 9.2: Financial Aid)*
- *Awarding Pell Grants (PeopleSoft Campus Solutions 9.2: Financial Aid)*
- *Guide to Enhancements to Pell Grant Administration (Supplemental guide on My Oracle Support-Doc ID 2350345.1.)*.



Population Update Process Enhancement

Population Update now allows users to use the results from Population Selection in Population Update on a select group of records. This increases the flexibility users have for running Population Update.

For information, see “Running the Population Update Process” in Using the Population Selection Process (PeopleSoft Campus Solutions 9.2: Campus Community Fundamentals).

For a high-level overview of the features offered in this release, see the [Campus Solutions 9.2 PUM Image 8 Feature Highlights](#).

External Awarding Sequence

The External Award process now allows users to specify where incoming external awards should be inserted into a student’s existing award package. This functionality mimics the options users currently have with Repackaging.

For information, see:

- “Setting Up External Award Processing” in Setting Up External Awards (PeopleSoft Campus Solutions 9.2: Financial Aid)
- “Loading Data to the Student Award Table” in Managing External Award Reporting (PeopleSoft Campus Solutions 9.2: Financial Aid).

For a high-level overview of the features offered in this release, see the [Campus Solutions 9.2 PUM Image 8 Feature Highlights](#).

Recruiting and Admissions

This section describes delivered new functionality or enhancements that apply to Recruiting and Admissions.

Update Program Action/Reason Process Enhancements

The Update Program Action/Reason utility provides efficient processing for updating admissions applications. However, when a run control is created for this delivered process, an effective date must be defined and entered. When using the same run control, the effective date must always be manually updated to use the current Effective Date. In response to customer requests, a Use System Date option is added to the Update Program Action/Reason run control. This allows that run control to be scheduled without manually re-entering a date, enhancing usability and efficiency for admissions office users.

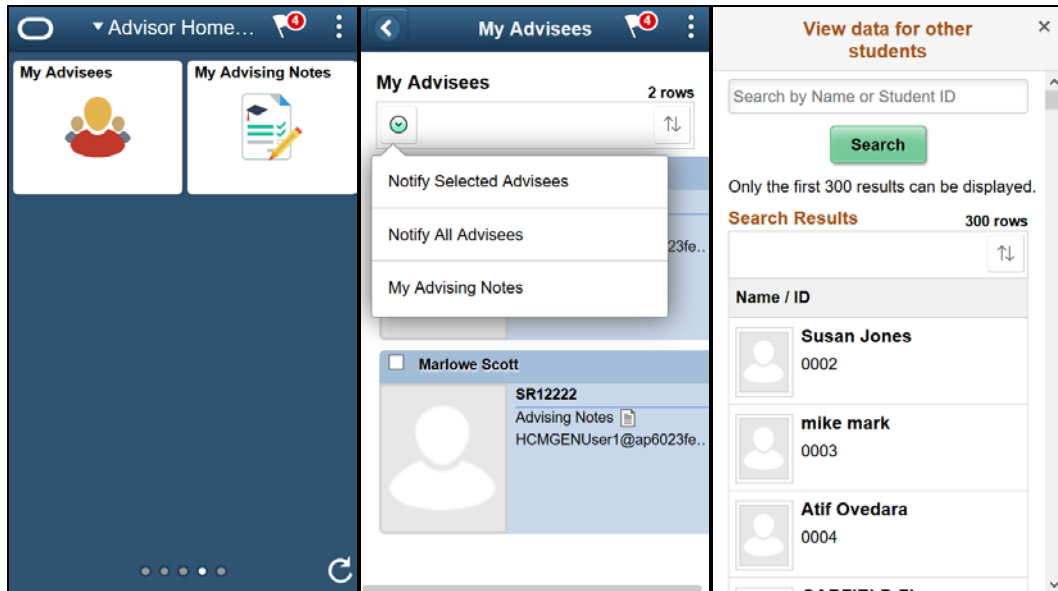
Student Records and Academic Advising

This section describes delivered new functionality or enhancements that apply to Student Records.

Fluid Advisor Homepage

The new Advisor homepage on the PeopleSoft Fluid User Interface provides a landing page for advisors with two tiles delivered currently:

- The My Advisees tile enables you view your advisees and their details in either grid or tile format. You can email your advisee by clicking the corresponding ID, as well as create and view your advising notes for each advisee on the Advising Notes page. You can also notify one or more advisees, selecting the type of notification you require.
- The My Advising Notes tile allows you to search for and view the notes you have created or that have been assigned to you. You can also view, create, and update notes for other students by clicking the *View data for other students* button.

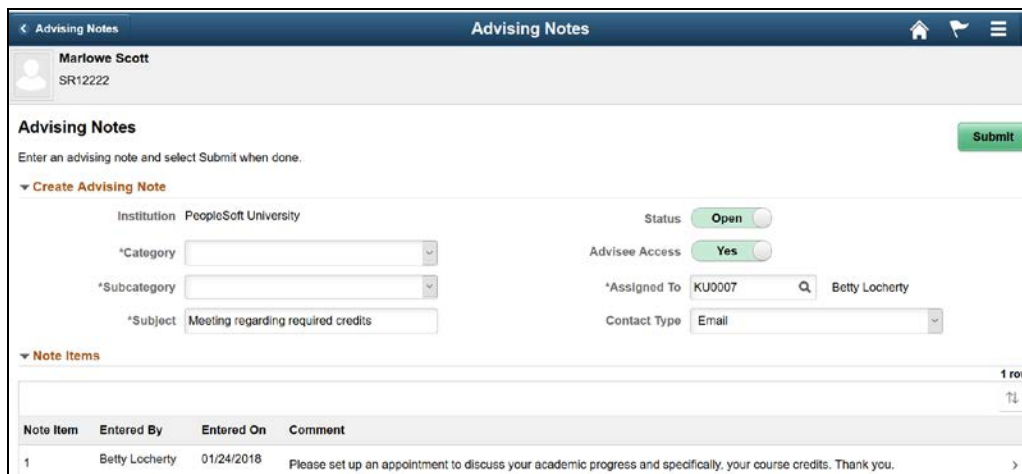


For information, see “Using the Advisor Homepage” in Setting Up and Using PeopleSoft Fluid User Interface Home Pages (PeopleSoft Campus Solutions 9.2: Application Fundamentals).

For a high-level overview of the features offered in this release, see the [Campus Solutions 9.2 PUM Image 8 Feature Highlights](#).

Fluid Self Service Student Advising Notes

Advising Notes enable advisors, faculty, and staff to record notes about their interactions with students when providing important information regarding discussions, decisions, and plans; and to provide functionality focused on facilitating communication with students. Updates to the Academic Advising Fluid Self Service provide advising notes features allowing students to view and update their Advising Notes to which they have been given access. The student is able to access and use features of Advising Notes at any time, from any device.



For information, see “Setting Up Self-Service Features for Academic Advisement” in Setting Up Academic Advisement Self-Service (PeopleSoft Campus Solutions 9.2: Self Service).

For a high-level overview of the features offered in this release, see the [Campus Solutions 9.2 PUM Image 8 Feature Highlights](#).

Advisor Report Generation for Multiple Advisees

Most academic advisors engage with many advisees on an ongoing basis and need to access their academic progress information quickly and efficiently. In response to customer suggestions, this feature enhancement makes it possible for advisors to select multiple students and run advisement reports for them in the Advising Center.

The screenshot shows a web interface with a 'Header' tab selected. It displays the following information:

- Report Request Nbr: 000001012
- Academic Institution: PSUNV (PeopleSoft University)
- Report Type: ADV (Academic Advisement Report)
- Date Processed: 10/26/2017
- *Report Date: 10/26/2017 (with a calendar icon)
- *As of Date: 01/01/3000 (with a calendar icon)
- *Report Identifier: ADMIN (with a magnifying glass icon) - Administrative Request

The screenshot shows the 'Actions' section of the report generation interface. It includes the following elements:

- Report Request Nbr: 000001012
- Academic Institution: PSUNV (PeopleSoft University)
- Report Type: ADV (Academic Advisement Report)
- A 'Process Request' button.
- An 'Actions' table with columns for ID, Name, and Actions. The first row shows ID AA0020, Henry Sherwood, and actions 'View Log' and 'View Report'.
- A 'View Report as PDF' button.
- A 'Send to Printer' button.
- A 'Printer' dropdown menu.
- Navigation controls: Find | View All | First | 1 of 2 | Last.

For information, see “Producing Academic Advisement Reports” in Producing Academic Advisement Reports (PeopleSoft Campus Solutions 9.2: Academic Advisement).

For a high-level overview of the features offered in this release, see the [Campus Solutions 9.2 PUM Image 8 Feature Highlights](#).

Fluid Class Search Feature Updates

- A new page, Class Information Setup, has been added to further refine self-service features for PeopleSoft Fluid User Interface. Use the Class Information Setup page to set whether or not students or instructors can view textbook information on the Class Information page in fluid.

The screenshot shows a web interface titled "Class Information Setup". Below the title is a section header "Textbook / Other Information". Underneath, there is a checkbox labeled "Display Textbook Summary Information". To the right of this checkbox are two more checkboxes: "Student Self-Service" and "Instructor Self-Service".

For information, see [Setting Up Self-Service Features for Student Records \(PeopleSoft Campus Solutions 9.2: Self Service\)](#).

- The Class Search Index Full Build page has been updated to include a new field: Search Instance. Use this field to select the search instance you want to use. The run control IDs for the form factor types automatically update to correspond to the search instance you select. This ensures that the run control IDs always correspond to the correct search instance.

For information, see [“Running a Full Build for Class Search Index” in Setting Up Search in PeopleSoft Fluid User Interface \(PeopleSoft Campus Solutions 9.2: Self Service\)](#).

Higher Education Statistics Agency (HESA, UK) Regulatory Updates 2017/18

The following updates have been made for HESA Student Return 2017/2018.

- For Data Futures return, the existing SBJCA and MODSBJ fields are used in Course Subject and Module Subject, respectively, using the new HECOS codes (HECOSCodeType). To allow JACS3 and HECOS codes to co-exist, the HECOS codes are delivered in SSR_HE_CODES with the imported flag set to 'N'. Filters are applied to the fields that use the SBJCA and MODSBJ codes to ensure that JACS3 and HECOS codes are displayed for the relevant Subject fields.
- New record for HECOS subjects: SSR_HE_PLAN_HEC – Plan HECoS Subjects. On the Program HESA Data, Plan HESA Data, Plan Offering/Year HESA, and Sub-Plan HESA pages, a new group box for Data Futures returns is added.

Academic Institution PSGBR PeopleSoft University UK
Academic Program BA Bachelor of Arts

Effective Date 01/01/1900 Status Active
FTE Calculation Type [] FTE Load 0

Program HESA Data

*Field	Description	*Code	Description
COURSEAIM	Course Qualification Aim	H00	First degree with honours
REDUCEDC	Reduced course return indicato	00	Not a reduced return
TTICID	Teacher training course	1	On initial or pre-service teac

Program HESA Subjects

*Subject	Description	JACS2	Description	*Percentage	ITT Subject
C900	Others in biological sciences			10	<input checked="" type="checkbox"/>
J310	Ceramics			90	<input type="checkbox"/>

Program HECoS Subjects

*Subject	Description	*Percentage	ITT Subject
100061	Graphic design	20	<input type="checkbox"/>
100070	Music	10	<input type="checkbox"/>
100074	Advertising	20	<input type="checkbox"/>
100998	Sustainable agriculture and landscape development	50	<input type="checkbox"/>

Program HESA Instance Data

*Field	Description	*Code	Description
EXCHANGE	Exchange programmes	0	Not an exchange student
TYPEYR	Type of instance year	2	Course academic year not conta

- New page: Orientation. A new SSR_HE_ORIENT mapping record is added, keyed on INSTITUTION and SCC_SEXUAL_OR_T. This page is used with the Person Biographic record.

Academic Institution PSGBR PeopleSoft University UK

Mappings

*Sexual Orientation	*HESA Identifier	Description	Active
Other	05	Other	<input checked="" type="checkbox"/>
Prefer not to say	98	Information refused	<input checked="" type="checkbox"/>

- The updated Fields page on the HESA Returns Setup component allows you to modify the HESA Data Type field for all records.
- The HECoS Subjects group box is added to the HESA Module Data and HESA Dummy Module Data pages.
- When you create HESA Instance and Person HESA Data Records, the system now populates the Year of Program and Year of Student for new records.
- New fields on the HESA Student Data page: CARER and SEXID
- New (optional) field on the Further Education page, Work Placement region: HOURS. A Placement Hours field is added to the Work Placement record SSR_HE_INST_WKP.

Funding and Monitoring						
▼ Learner Personalize Find View All [2] [3] First 1 of 1 Last						
Type	Description	*Code				
<input type="text"/>	<input type="text"/>	<input type="text"/>				
▼ Learning Delivery Personalize Find View All [2] [3] First 1 of 1 Last						
Type	Description	*Code	Date From	Date To		
<input type="text"/>	<input type="text"/>	<input type="text"/>	<input type="text"/>	<input type="text"/>		
▼ Work Placement Personalize Find View All [2] [3] First 1 of 1 Last						
*Mode	Description	Employer ID	*Start Date	End Date	Hours	
1 <input type="text"/>	<input type="text"/>	<input type="text"/>	<input type="text"/>	<input type="text"/>	<input type="text"/>	

- The process for calculating the year of student values has been updated to increment Year of Program values of zero to 1 when you select Increment Year of Program on the Calculate Year of Student and Calculate FTE pages.
- New region on the HESA Action Reasons page: Award Only Mapping. The mapping you define in this region is used in cases where the student’s program or plan is changed in order to make an intermediate award. When this happens, you must define the combinations of program action and reason that are used to make the change and complete the program. For example, Program Change/AWDP followed by Completion of Program/SUCC and those rows in Student Program/Plan are not considered when determining the COURSEID for the Instance. This ensures continuity with what has been previously reported to HESA for that Instance. The new program/plan is considered for the derivation of Qualifications Awarded. If you do not set a mapping as Active, the program action and reason mapping continues to be considered. The option to copy is updated to also copy Award Only Mapping records.

HESA Returns	HESA Fields	HESA Types	HESA Action Reasons
Academic Institution PSGBR PeopleSoft University UK Return Name ST1718			
PhD Submission Mapping Personalize Find View All [2] [3] First 1 of 1 Last			
*Program Action	Action Reason	Description	Active
Data Change	PHDS	PHDS Submission	<input checked="" type="checkbox"/>
Reason for Ending Instance Mapping Personalize Find View All [2] [3] First 1-3 of 6 Last			
Program Action	Reason for Ending Instance	Action Reason	Description
Completion of Program		RSUN	Result Unknown
Completion of Program		SUCC	Successful Completion
Completion of Program		TRCS	Transfer Collab Supervision
Change of Mode Mapping Personalize Find View All [2] [3] First 1 of 1 Last			
Program Action	Mode of Study	Action Reason	Description
Data Change		DMFT	Dormant to Full Time
Suspension of Active Studies Mapping Personalize Find View All [2] [3] First 1 of 1 Last			
Program Action	Suspension of Studies	Action Reason	Description
Leave of Absence		SUSP	Suspended Studies
Award Only Mapping Personalize Find View All [2] [3] First 1-2 of 2 Last			
*Program Action	Action Reason	Description	Active
Completion of Program	SUCC	Successful Completion	<input checked="" type="checkbox"/>
Program Change	AWDP	Award Only Program Change	<input checked="" type="checkbox"/>

- When you generate a HESA extract, the selection logic for Program and Plan is updated to consider Award Only Mapping values when determining the records to be reported. The filter is applied to Program as well as Plan (for COURSEID). The filter is also applied to Sub-Plan selection.

For Unistats/KIS return, the extract pages are updated as follows:

- LOCID and LOCNAME are included in the Field Details region on the Institution Extract Data page.
- Course Stage region is moved to the bottom of the Course Extract Data page. COURSEID and TITLEK are included in the Field Details region. But for Student return, the Course Extract Data page is updated to hide the Course Location region.

For Student Extract, the extract page is updated to add Entity Course ID to the Qualifications Awarded region. This field displays the COURSEID value that is derived for the purposes of deriving Qualifications Awarded entities. Depending on how you set up Award Only Mapping, the COURSEID value may be different from the Course ID displayed for the instance. Entity Course ID appears if at least one Qualifications Awarded entity is derived from Student Degree records.

The process to generate the XML return file is updated according to the revised schema:

- For Unistats/KIS return, the extract field tables for TITLEK (KIS Course Code) and LOCID and LOCNAME (Location) are populated to resolve an issue with XML generation.
- For ITT return, an empty tag is included for ENDDATE if null is derived in step 3; an empty tag is included for FNAMES if a null is derived in step 2.

For information, see:


- (GBR) Managing HESA Returns (PeopleSoft Campus Solutions 9.2: Student Records)
- (GBR) HESA Field Derivation (PeopleSoft Campus Solutions 9.2: Student Records).

Higher Education Information Management System (HEIMS, Australia) Updates for 2018

The Higher Education Information Management System (HEIMS, Australia) Student Data Collection solution includes three new elements for 2018. Two new elements, Higher degree by research thesis submission date (E591) and Higher degree by research completion date (E592) have been added to the Past Course Completions (PS) file. A new element, Higher degree by research end-user engagement code (E593) has been added to the Student Enrollment (EN) and Enrollment Revisions file.

Updates have been made to the delivered HEIMS Student Data Collection functionality to allow reporting of these new elements.

- New fields: Thesis Submission Date (E591) and Research Completion Date (E592), have been added to the AUS Student Program page in the Student Program/Plan component.





- 
- A set of 5 new fields for Research End-User Codes (E593) have been added to the Loan Election page in the Term Activation component.
 - The Run Annual File Extracts process has been updated to report the two new elements, Higher degree by research thesis submission date (E591) and Higher degree by research completion date (E592) in the Past Course Completions (PS) file.
 - The Run Student Data Files process has been updated to report the new element Higher degree by research end-user engagement code (E593) in the Student Enrollment (EN) file.
 - The View PS Completion Data component has been updated to include the new fields Thesis Submission Date (E591) and Research Completion Date (E592).
 - The Course Completion Revisions component has been updated to include the new fields Thesis Submission Date (E591) and Research Completion Date (E592), and allows for them to be revised.

Preferred Name Display in Activity Management Workcenter

Our customers have noted a growing requirement to address how names are displayed in critical locations that are visible either to students or other users who interact with them. In our continuing effort to respond to this important initiative, updates to the Activity Management Workcenter display preferred names where available, instead of the primary name for instructors and students.



CONNECT WITH US

-  blogs.oracle.com/oracle
-  facebook.com/oracle
-  twitter.com/oracle
-  oracle.com

Oracle Corporation, World Headquarters
500 Oracle Parkway
Redwood Shores, CA 94065, USA

Worldwide Inquiries
Phone: +1.650.506.7000
Fax: +1.650.506.7200

Hardware and Software, Engineered to Work Together

Copyright © 2018, Oracle and/or its affiliates. All rights reserved. This document is provided for information purposes only, and the contents hereof are subject to change without notice. This document is not warranted to be error-free, nor subject to any other warranties or conditions, whether expressed orally or implied in law, including implied warranties and conditions of merchantability or fitness for a particular purpose. We specifically disclaim any liability with respect to this document, and no contractual obligations are formed either directly or indirectly by this document. This document may not be reproduced or transmitted in any form or by any means, electronic or mechanical, for any purpose, without our prior written permission.

Oracle and Java are registered trademarks of Oracle and/or its affiliates. Other names may be trademarks of their respective owners.

Intel and Intel Xeon are trademarks or registered trademarks of Intel Corporation. All SPARC trademarks are used under license and are trademarks or registered trademarks of SPARC International, Inc. AMD, Opteron, the AMD logo, and the AMD Opteron logo are trademarks or registered trademarks of Advanced Micro Devices. UNIX is a registered trademark of The Open Group.0115

PeopleSoft CS 9.2 Update Image Overview
February 2018

